

FREDERICK COUNTY PUBLIC SCHOOLS

FAST FACTS 2022-23

School	Membership as of 09/30/2022	Accreditation Status	Year Opened
James Wood High Mr. Sam Gross, Principal Ph: (540) 667-5226	1,438	Accredited	1980
Millbrook High Mrs. Joanne Altendorf, Principal Ph: (540) 545-2800	1,518	Accredited	2003
Sherando High Mr. John Nelson, Principal Ph: (540) 869-0060	1,670	Accredited	1993
Adm. Richard E. Byrd Middle Dr. Jessica Nail, Principal Ph: (540) 662-0500	804	Accredited	2005
Frederick County Middle Dr. Jerry Putt, Principal Ph: (540) 888-4296	754	Accredited with Conditions	2016
James Wood Middle Mr. Grant Javersak, Principal Ph: (540) 667-7500	803	Accredited	1950
Robert E. Aylor Middle Mr. David Rudy, Principal Ph: (540) 869-3736	802	Accredited	2021
Apple Pie Ridge Elementary Mrs. Megan Dodd, Principal Ph: (540) 662-4781	425	Accredited	1974
Armel Elementary Mrs. Heather Miller, Principal Ph: (540) 869-1657	619	Accredited	1991
Bass-Hoover Elementary Mr. Darren Thomas, Principal Ph: (540) 869-4700	600	Accredited	1975
Evendale Elementary Dr. Michael Daddario, Principal Ph: (540) 662-0531	532	Accredited	2006
Gainesboro Elementary Ms. Patricia Black, Principal Ph: (540) 888-4550	489	Accredited	2007
Greenwood Mill Elementary Mrs. Jennifer Muldowney, Principal Ph: (540) 667-7863	584	Accredited	2009
Indian Hollow Elementary Ms. Shawn Muir, Principal Ph: (540) 877-2283	394	Accredited	1988
Jordan Springs Elementary Mr. Justin Raymond, Principal Ph: (540) 542-1601	568	Accredited with Conditions	2020
Middletown Elementary Ms. Kristi Diminuco, Principal Ph: (540) 869-4615	571	Accredited	1989
Orchard View Elementary Mrs. Rachel Rinker, Principal Ph: (540) 869-8642	464	Accredited	2000
Redbud Run Elementary Mr. Joseph Strong, Principal Ph: (540) 678-1868	591	Accredited with Conditions	1996
Stonewall Elementary Mr. Mark Weisbrod, Principal Ph: (540) 662-2289	371	Accredited	1997

2021-22 Diplomas

Standard Diploma.	542
Advanced Studies Diploma.	490
Applied Studies Diploma.	27
Certificate of Completion.	3
GED.	0
Modified Standard Diploma.	0
GED/ISAEP Diploma.	1
Total.	1,063

SOL Test	Division Passing % Spring 2021	Division Passing % Spring 2022
Elementary		
English Reading 3	56%	65%
English Reading 4	61%	67%
English Reading 5	59%	65%
Mathematics 3	51%	63%
Mathematics 4	47%	58%
Mathematics 5	39%	57%
History 5	80%	N/A
Virginia Studies	N/A	57%
Science 5	42%	56%
Middle		
English Reading 6	62%	65%
English Reading 7	64%	64%
English Reading 8	56%	66%
English Writing 8	91%	55%
Mathematics 6	38%	46%
Mathematics 7	31%	43%
Mathematics 8	34%	50%
History 8	82%	N/A
Science 8	47%	57%
Civics and Economics	N/A	70%
High *End of Course		
English Reading*	84%	88%
English Writing*	76%	80%
Algebra I*	68%	81%
Geometry*	84%	86%
Algebra II*	93%	95%
Virginia & U.S. History*	47%	40%
World History I*	65%	71%
World History II*	44%	24%
Earth Science*	16%	39%
Biology*	64%	71%
Chemistry*	N/A	N/A
SOL test results for 2020-2021 reflect reduced student participation in state assessments due to COVID-19 and other pandemic-related factors. Variations in participation rates and learning conditions should be considered when reviewing 2020-2021 assessment data. School quality profiles are available at: http://schoolquality.virginia.gov .		

2021-22 Public High School Mean SAT Scores

FCPS	Virginia	Global
1,106	1,124	1,050

2021-22 Graduate Plans*

% of graduates attending a four-year college.	57%
% of graduates attending a two-year college.	8%
% of graduates attending other continuing education program.	7%
% of graduates entering the military	4%
% of graduates entering the workforce.	19%
% of graduates with no plans.	6%
2021-22 graduating class.	1,063

2021-22 FCPS Attendance

Average Daily Membership.	13,747
Average Daily Attendance.	12,812
Average Attendance Percentage.	93.2%



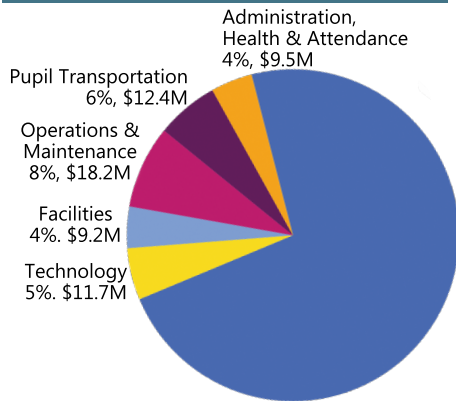
Frederick County Public Schools

Frederick County Public Schools
1415 Amherst Street
Winchester, VA 22601
(540) 662-3888
www.FrederickCountySchoolsVA.net
www.facebook.com/frederickcountypublicschools

FY23 Approved Budget - All Funds

School Operating Fund.	\$217,484,444
Debt Service Fund.	\$18,668,623
Capital Projects Fund.	\$7,289,392
School Textbook Fund.	\$3,084,777
NREP Operating and Textbook Fund.	\$6,436,223
School Nutrition Service Fund.	\$10,059,529
Private Purpose Funds.	\$675,000
Consolidated Services Fund.	\$4,000,000
Total FY23 Budget-All Funds.	\$267,697,988

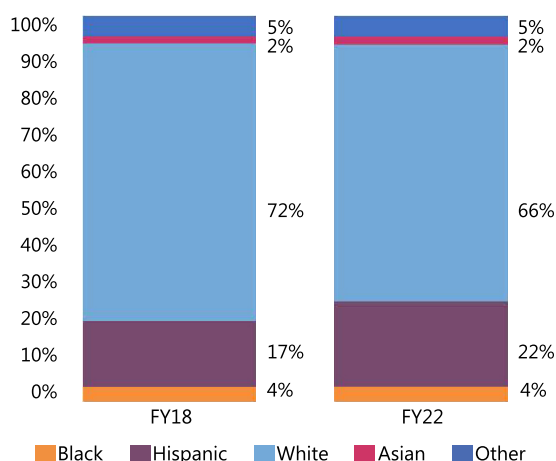
FY23 School Operating Fund



Cost Per Pupil Comparison

	FY16	FY17	FY18	FY19	FY20	FY21
Frederick County	\$11,401	\$11,823	\$12,411	\$12,889	\$13,091	\$14,214
State Average	\$11,745	\$12,171	\$12,548	\$12,931	\$13,241	\$14,206
Regional Average	\$11,646	\$12,045	\$12,465	\$13,012	\$13,296	\$14,371
Clarke County	\$11,253	\$11,631	\$12,034	\$12,250	\$12,712	\$13,508
Fauquier County	\$12,479	\$12,567	\$12,891	\$13,782	\$13,546	\$14,996
Loudoun County	\$13,549	\$14,317	\$14,551	\$15,277	\$16,106	\$17,358
Shenandoah County	\$10,377	\$10,737	\$11,108	\$11,619	\$12,150	\$12,735
Warren County	\$9,741	\$10,182	\$10,625	\$11,176	\$11,370	\$12,556
Winchester	\$12,724	\$13,057	\$13,638	\$14,091	\$14,098	\$15,229

FCPS Diversity - FY18 Compared to FY22*



Virginia On-Time Graduation Rate

The Virginia On-Time Graduation Rate recognizes the achievement of students who earn a diploma approved by the Virginia Board of Education within four years of entering the ninth grade. Frederick County Public Schools' On-Time Graduation Rate for the Class of 2022 was 94.6 percent. The statewide average was 92.1 percent. The On-Time Graduation Rate for James Wood High School was 94.7 percent. The rate for Millbrook High School was 93.5 percent. Sherando High School's rate was 95.8 percent. The rates for the Class of 2022 are for students who entered the ninth grade for the first time during the 2018-19 school year. It is important to note the inverse of the Virginia On-Time Graduation Rate is not a school's or a school division's dropout rate. The dropout rate for Frederick County Public Schools' 2022 cohort was 3.3 percent.

Student Membership as of September 30, 2022

	FY22	FY23	Change	% Change
Elementary	6,100	6,208	108	1.8%
Middle	3,250	3,163	-87	-2.7%
High	4,569	4,626	57	1.2%
Total	13,919	13,997	78	0.6%

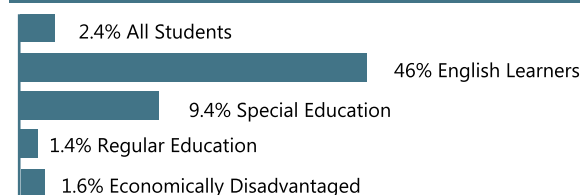
Includes all students receiving services

Student Membership-Historical Data (as of September 30)

FY19.	13,653
FY20.	13,923
FY21.	13,545
FY22.	13,919
FY23.	13,997

Includes all students receiving services

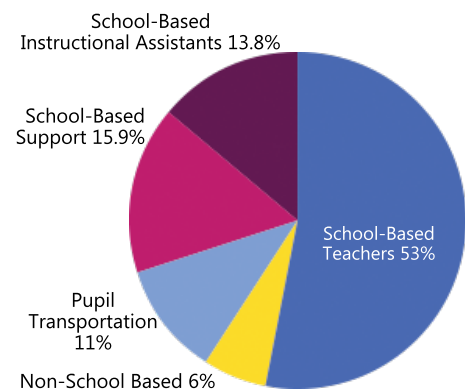
Change in FCPS Student Membership - Past Five Years



Frederick County Public Schools Personnel

- FCPS employed 2,386.7 full-time equivalent (FTE) employees in FY22.
- In FY23, FCPS will employ 2,444.7 FTE employees, a net increase of 58 FTE positions compared to FY22.
- 83 percent of all FCPS employees are considered to be school-based, serving needs within the instructional programs.

FY23 Authorized Positions



Frederick County School Board Members as of September 30, 2022

There are seven school board members who serve staggered four-year terms. One member represents each of the county's six magisterial districts and one member serves as Member at Large.

Member	Title/District	Contact Information
Mr. Brandon H. Monk monkb@fcpsb.net	Chair Back Creek District	
Mr. Bradley A. Comstock comstockb@fcpsb.net	Vice Chair Opequon District	(540) 631-4913
Mr. Michael A. Lake lakem@fcpsb.net	Gainesboro District	(540) 665-0108
Mr. Brian J. Hester hesterb@fcpsb.net	Member at Large	(540) 336-9629
Mrs. Ellen G. White whitee@fcpsb.net	Redbud District	
Mr. Miles B. Adkins adkinsm@fcpsb.net	Shawnee District	(540) 409-6487
Ms. Linda Martin martinl@fcpsb.net	Stonewall District	(540) 533-0400

School Board Committee Assignments as of September 30, 2022

Buildings and Grounds

Mr. Bradley A. Comstock, Chair; Mr. Miles B. Adkins; and Mr. Brandon H. Monk

Finance

Mr. Brian J. Hester, Chair; Mr. Bradley C. Comstock; and Mr. Michael A. Lake

Instruction

Mr. Brian J. Hester, Chair; Mr. Miles B. Adkins; and Mrs. Ellen G. White

Personnel

Mr. Michael A. Lake, Chair; Mr. Brian J. Hester; and Ms. Linda Martin

Student Conduct and Support

Mr. Michael A. Lake, Chair; Ms. Linda Martin; and Mrs. Ellen G. White

Frederick County Educational Foundation

Mr. Brian J. Hester

Mountain Vista Governor's School Governing Board

Mr. Bradley A. Comstock

Frederick County Public Schools Executive Staff Members

Dr. John J. Lamanna, Interim Superintendent
 Dr. Albert L. Orndorff, Interim Assistant Superintendent for Administration
 Dr. James F. Angelo, Assistant Superintendent for Instruction
 Mrs. Jennifer Rydholm, Executive Director of Human Resources
 Mrs. Patty Camery, Executive Director of Finance
 Mr. Steve Edwards, Director of Policy and Communications

*Percentages may not equate to 100 percent due to rounding.